

# Sprinter

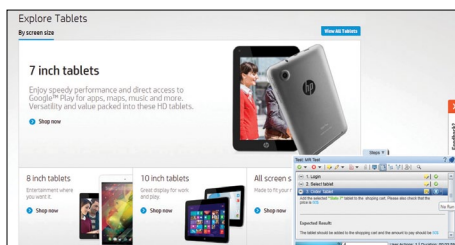
Revolutionize manual software testing.

## Product Highlights

Micro Focus® Sprinter is targeted at increasing the efficiency of manual software testing activities and capturing intelligent defect information for faster resolution by development teams.

The software helps you improve tester productivity and accuracy with easy-to-use screen toolbars, annotated screen shots, video and textual test step capture, intelligent defect documentation, automated data entry, embedded scanners to catch common errors such as spelling and broken links, and mirrored environment support to execute one test simultaneously on multiple platforms. Sprinter is particularly valuable to your teams that test early in the testing lifecycle, including those focused on Agile and other iterative development approaches.

The basic elements of the manual testing cycle are test authoring, test execution, and defect documentation. Sprinter includes features for accelerated testing across all phases of the manual testing lifecycle.



**Figure 1.** Sprinter’s floating sidebars can be expanded and minimized as needed to maximize the on-screen real estate of the application under test.

## Key Benefits

### Test Authoring with Micro Focus Sprinter

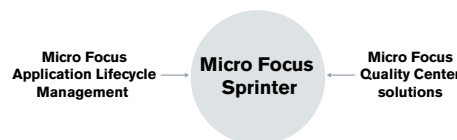
Sprinter has two methods for test authoring. You can author a test from scratch in a spreadsheet-like environment that supports rich text editing as well as editing multiple tests in parallel. While authoring your tests, you have the option of using parameters for data that can then be supplied when the test is executed.

You can also attach annotated screen shots for more clarification; clear test descriptions are especially important when the test author is different from the person who later runs the test. Tests can be saved as a manual test or as a business component if you make use of the integration with Micro Focus Business Process Testing.

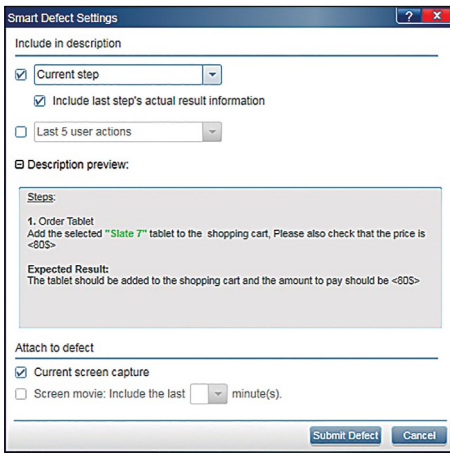
The second approach to test authoring is to conduct your manual software testing against the application under test and have Sprinter record the steps. This can be a significant time-saving approach. The steps are saved as a test (or business component) and Sprinter creates a standardized approach to documenting your test steps.

## Sprinter at a Glance

- **Enhanced exploratory testing:** Capture user actions as steps in a formal test.
- **Data resources:** Data injection eliminates the manual repetition of tests.
- **Mirror testing:** Run tests simultaneously across multiple machines for increased environment coverage.
- **Defect scanners:** Automated defect scanners test for key conditions such as spelling and compliance.
- **Improve team communication:** Auto-generate smart documentation to improve communication with your dev teams.
- **Easy UFT:** One click automates with Unified Functional Testing (UFT).



**Figure 2.** Micro Focus Sprinter comes with Micro Focus Application Lifecycle Management and Micro Focus Quality Center solutions.



**Figure 3.** Create clear and thorough defect write-ups using Sprinter's smart defect feature.

## Test Execution

Sprinter has been designed from the beginning to speed manual test execution.

- **Data injection**—Rather than manually entering unique data for each test iteration, the Sprinter data injection feature allows you to import a table of preconfigured data, and when you reach the fields, you simply select a row of data to use and Micro Focus Sprinter enters it for you.
- **Mirror testing**—Sprinter allows you to execute once at a “master” computer and have the same test automatically executed across different machines with different configurations of Web browsers and operating system (OS) versions.
- **Scanners**—By running a scanner, Sprinter can automatically flag potential defects based on spelling, broken links, localization rules, and World Wide Web Consortium (W3C) compliance. You can also create custom scanners to identify defects based on your own criteria. Once problems are identified, you can launch well documented defects highlighting the exact nature and location of the problem.

## Defect Documentation

Sprinter provides the ability to create a smart defect right from the test step where the problem was discovered. The test steps are included in the defect description by default. You can also include the user actions performed (and data entered) as well as annotated screen shots and movies of the actual test run.

Clear and thorough write-ups of how to reproduce the defect eliminate the frustrating “back and forth” that can occur when the developers don’t understand the problem or are unable to reproduce it using the tester’s instructions. Defects can be automatically logged to Micro Focus ALM or Micro Focus Quality Center directly from Micro Focus Sprinter. In the case of Sprinter standalone, other defect tracking systems are supported.

## Key Features

### Exploratory Testing

For a defect to be reproduced, you need a record of the steps taken as well as any data entered along the way. Sprinter’s auto-authoring feature is valuable in exploratory testing because it captures all of the relevant information for you, making the defect write-up a breeze. And if this is a test you want to run again later, perhaps to validate the fix, you can save those steps as a new manual test.

### Mobile Application Testing with Micro Focus Mobile Center

Mobile Center expands the value of Micro Focus Sprinter. Your testers can now create formal HP Application Lifecycle Management tests from informal tests. Simply plug your device into Mobile Center and Micro Focus Sprinter will automatically document every action you take, either on your real device or within Sprinter, streaming what is happening on your real device as if you were holding it in your hands.

Mobile Center brings new capabilities to Sprinter’s smart reports, which provide a real description of actual user actions on the app, annotated screen captures, movies, and valuable device parameters. Your testers can then provide clear, concise feedback on the design of the apps. This information accelerates collaboration between your development and QA teams, providing faster defect resolution and eradication.

### Mobile Application Testing with Micro Focus Mobile Center

Micro Focus offers a complete software suite for functional testing that is based on a common user experience and grows with your needs. Designed to both accelerate testing maturity and address the industry’s widest

Contact us at:  
[www.microfocus.com](http://www.microfocus.com)

array of technologies, the Micro Focus functional testing suite helps you test more, and test faster, for high quality with Agile delivery.

With the Micro Focus portfolio, you can get started with highly efficient manual software testing, seamlessly convert manual test sets to automated tests, leverage the unified user experience to move from GUI and API testing to complete end-to-end testing, and build out a framework of reusable components at each step of the way to ease maintenance and drive ROI for your testing efforts.

Only the Micro Focus functional testing suite gives you the flexibility to test as you need with the simplicity of a unified testing environment.

Learn More At  
[www.microfocus.com/sprinter](http://www.microfocus.com/sprinter)